

Chapter T  
Texas District  
South Central Region H  
GWRRA

March 2017



## WINGNUT

Each month, Chapter T, awards this coveted award. If you are not riding, you are not winning.

Congrats to Jim Woodul for the month of March!



**Next Gathering:**  
**April 25, 2017**

Inside this issue:

Rider Education	4
News from Above	11
Save the Date	12
Wingin' Fun Corner	13
Chapter T Team	16
Calendars	17



Greetings Chapter T from the Sunshine State of Florida !

We are off attending the Florida District Rally in Almonte Springs just north of Orlando, Florida, wishing you could be with us.

Hope you had a chance to ride to Horny Toads and have a great meal. Thanks to Danny for planning rides even though they got postponed. We are looking forward to meeting up with some of you at the Louisiana District Rally in Lafayette next weekend.

Thanks to all who attended the First Aid/CPR training on March 4th, and to Chet Roby, Steve Vangilder and Ricky and Karen Frazier for instructing. This is very important to those of us who are working to maintain our levels ratings.

Please try and make plans to attend the Region H Rally in Marshall, TX on April 27-29. Please check the events page for many other opportunities to ride and attend rallies with us.

As of the writing of this article, there is no news about the new District Director selection. We will let you know as soon as we hear anything.

As the weather improves, don't forget to make your TCLOCK inspections before heading out to ride. But do get out and enjoy the sunny weather, either on your bike, trike or other vehicle of choice. It's all about getting out and going.

See you ridin',

Jim and Alvalin

## Rider Education

## "Safety is for Life"



Our Motto...

**"Safety is for Life"**

Our Mission...

**" To Save Lives Through Quality, World Class Education"**

### Two Up Riding

As you are reading this, Carleen and I will be taking a few day off just the two of us in a little B and B. We spent a week taking of my mom in Tyler and are on our way to the Louisiana Rally. Most of us enjoy riding with our wives or a passenger behind us so taking a passenger on the back of your motorcycle can be a very pleasant experience or a terrifying ordeal, depending on experience, yours as well as your passenger's.



### The motorcycle:

Having a passenger on the back of your bike, will affect the way the motorcycle handles. Even a small person will make a difference in how a motorcycle handles, because that is a significant portion of the bikes weight (could be as much as 20% to 30%).

Adding any significant amount of weight will affect how a motorcycle:

- Turns - it will require more effort to get the motorcycle to turn.
- Accelerates - getting up to speed will require more time as well as distance.
- Stops - if a motorcycle has more weight, physics dictates that it will require a longer distance to stop from any speed.

### The Rider:

Before taking a passenger on your motorcycle, it is a good idea to practice excises such as turning, accelerating and braking (with a passenger), in a controlled environment such as a parking lot; before venturing out into traffic. In so doing the rider can get an indication of how the motorcycle will behave with the extra weight.

## Rider Education

## “Safety is for Life”

### The Passenger:

A passenger, who has never been on a motorcycle before, might not know exactly what to do; thus it is up to the rider to educate them. What does a passenger have to know? Though a passenger doesn't have much to do on the back of a motorcycle, there are a few things that they should do to make the ride safer and more enjoyable.

A motorcycle must lean to make turns, so the passenger should lean with the rider and the motorcycle.

The passenger should pay attention as the motorcycle accelerates, turns and stops under regular conditions; as well as if the rider has to accelerate, turn or brake aggressively

Sit as still as possible while the motorcycle is stopped to avoid loss of balance.

### Communication:

One of the most important aspects of riding with a passenger is communication (before, during as well as after the ride). Before the ride it is important to make sure that the passenger knows what to expect and what they should do during the ride. As I said before if this is their first time on a motorcycle they probably will not know what to expect and could do something that can upset the motorcycle's balance or steering. It is also a good idea to discuss a few simple signals that the rider and passenger can use (i.e. stops for washroom/ rest/ food breaks, slowing down etc.) during the ride. Those of us with intercoms and radios have a little fewer problems than those without.

It also is important that the passenger let the rider know when they are getting on or off the motorcycle, so that the rider can brace them self and the motorcycle to avoid loss of balance. A common mistake that inexperienced passengers tend to make is that they put all their weight on one foot peg as they are getting on the motorcycle, which can cause the bike to tip over. What the passenger should do is slide their leg over the motorcycle first (if possible), and then put their feet on the foot-pegs. In so doing the passenger's weight does not upset the motorcycle when they are getting on or off. It is nice to have a trike!



## Rider Education

## "Safety is for Life"

After the ride it is a good idea for the passenger and rider to have a discussion about how the ride went; was the passenger comfortable with the ride (the speed, the distance/time between stops, the seat, their overall comfort level etc.) Most riders can go a lot further between stops than their passengers because they are usually more used to riding, as well as the rider seat is usually more comfortable than the diminutive passenger seats offered on a lot of current bikes (wings excluded.)

### Safety Gear:

Riding on a motorcycle has some inherent risks that one would not experience while driving in a car, since a car has a steel cage, seat belts, air bags etc. Just remember All The Gear All The Time. This makes it important that both rider and passenger wear the appropriate gear that will protect them in case of a mishap. It never ceases to amaze me how many riders I see on the road wearing shorts, t-shirt and runners. How much protection would they have if something were to happen? The answer would invariably be, "Not much at all!" If the rider is not wearing the proper gear then what are the chances that the passenger will be? Slim to none!

I also see cases where the rider is wearing their safety gear, while the passenger is wearing a tank-top, shorts and flip-flops. If there were an incident the rider would probably escape with minor injuries, while the passenger more than likely would need to take a trip to a hospital for road-rash and other serious injuries.

As a rider I never get on my motorcycle without my safety gear, and I absolutely will not take a passenger if they do not have the proper gear as well! My passenger's safety (as well as mine) is in my hands, the risk of myself and them getting injured is one that I definitely want to minimize.

**HWY 190 access road. Indian Trail Exit.**  
560 E. Central Texas Expy. Harker Heights, TX 76548




**CORRECTIVE CHIROPRACTIC & WELLNESS**

- Chiropractic Spinal and Extremity Adjustments
- Low Level (Cold) Laser Therapy
- Sports Injuries/Rehabilitation
- Decompression for Degeneration & Bulging Discs
- Webster Technique
- On-Site X-Rays
- Natural Weight Loss
- FREE Wellness Seminars
- Muscle Stimulation
- Nutritional Detox/Cleanse
- Whole Food Supplements
- We Care for ALL AGES

				
Dr. Shane Isdale, D.C. Chiropractor	Dr. Jason Degenhardt, D.C. Chiropractor	Dr. Jessica Bryant, D.C. Pediatric & Pregnancy Chiropractor	Dr. Ryan Vaughn, D.C. Chiropractor	Jesse Gilliam, L.Ac. Acupuncture & Oriental Medicine

**254-698-1600**    [www.254health.com](http://www.254health.com)

**Pfeifer's**



**German Bakery & Deli**

### German Baked Goods, Groceries and Meats

716 Indian Trail, Ste. 240  
(J&R Plaza)  
Harker Heights, TX 76548

Phone: (254) 698-0211  
Fax: (254) 698-0511

Tue - Fri 7am-6pm  
Sat 7am-3pm  
Sun & Mon Closed

[www.pfeifersbakery.com](http://www.pfeifersbakery.com)



## Rider Education

## "Safety is for Life"

One last thing that I want to mention, if you are going to take someone for a ride it is a good idea to do so with safety in mind. This is not the time to show-off or to scare them. Showing off is probably the quickest way to go from "Hero" to "Zero", not to mention make enemies of that person and their family.

Dress for the slide and not just the ride and both of you will have a safe and enjoyable ride.

"Bring your passengers back safe and sound!"

See Ya' Ridin"

Dale and Carleen  
Chapter Educators



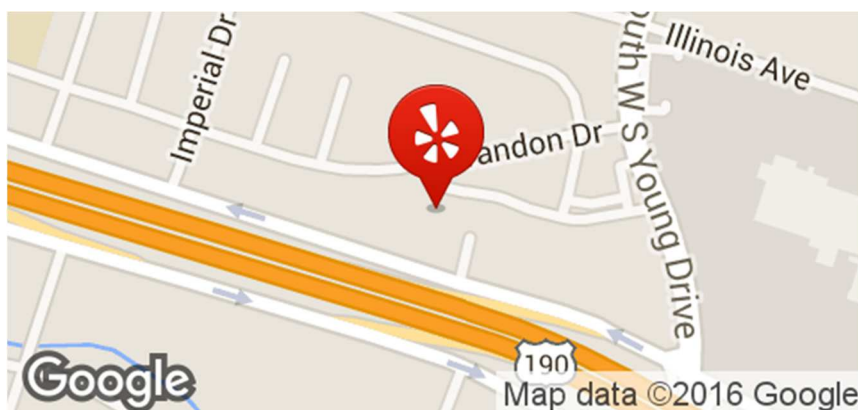
· 1705 E Central Texas Expy, Killeen, TX 76548

## Computer Solution



**For your complete computer needs,  
both hardware and software, contact  
Dan at (254) 680-2983.**

**4610 Teal Drive,  
Killeen, TX 76542-3783.**



## March 2017 Medic First Aid Day



Chapter T hosted CPR and First Aid training on March 4, 2017 at Texas A&M University - Central Texas, in Killeen. Participating with Chapter T were members of Chapters T2, from Georgetown, and Chapter O, from Austin.



A big THANKS must go out to Chet Roby and Steve Vangilder, as well as Karen and Ricky Frazier. They were instrumental in ensuring all 17 of us were able to qualify again for another two years! Now! . . . There were supposed to be 18 of us, but one member of Chapter T decided that she did not want to get out of bed so early on a Saturday morning! I see a Wingnut nomination in her future!



## Three Sisters Ride

### Riding the Three Sisters, FM 335, 336 and 337.

On a last minute notice, Andrea and I decided to take a ride over to Hill Country to ride the Three Sisters. We left on a Tuesday morning (not as early as I normally do) and headed down Hwy 195 to Briggs Road.

We knew that if we took as many back roads as we could, we should see plenty of wildlife, hopefully all behind fences!! We continued down Briggs road till we got to FM 2657 then on to Briggs. There we took county roads 210 and 200 straight to Burnett. Those were some nice roads with not being too rough. In Burnett, we took Hwy 29 over to Llano. Once in Llano we took Hwy 16 south and



enjoyed looking at the Bluebonnets that lined the road. There were spots of thick flowers so we decided to take the Willow City Loop to find more. It really was a disappointment because there just were not many flowers of any sort the whole way, so we slipped back on Hwy 16 and into Fredericksburg. Once in Fredericksburg, we headed south down Hwy 87 to Comfort. We stopped there for fuel and a rest stop. Once we took off again, we took another back road into Kerrville. In Comfort, we turned right onto Broadway which later turned into Cypress Creek Road and further down once it ran under I10, it turned into FM 1341 that twisted and turned, up and down into Kerrville. We took refuge at the Super 8 and waited until the morning to make our trip to Leakey.

We woke up bright and early the next morning, ate breakfast and started the Goldwings for our trip to Leakey and the Three Sisters. We headed west on Hwy 27 until we got to Ingram and then took Hwy 39 to our first stop, Stonehenge. Actually we stopped at Stonehenge II. We took a few pictures and looked around for a bit until it was time to depart. Back on Hwy 39 we wound our way thru the numerous crossing of the Guadalupe River and took in the great road and beautiful scenery. Once the River flowed a different direction we hit the open road to see numerous fields of wild animals and Andrea took many photos. Once we hit Hwy 83, we scooted down to Leakey for a fuel stop and short break.



## Three Sisters Ride (continued)



The first leg was to do FM 336 north out of Leakey. Once we got on the road, I noticed two bikes coming up behind us so we slowed down and let them pass. Further up the road was road construction that we had to stop for and a third bike came up behind us and formed up behind the two bikes that we let by earlier. It was a guy on another brand bike that was with the other two, but they just ran off and left him. I started out behind him but noticed he wasn't from the area (Michigan license plates) and he really had no clue how to take the turns and hills. He finally let us pass and it didn't take long before we left him behind and motored up to the end of 336. At the stop sign, his two buddies had stopped and were waiting for their friend. How's that for leaving no one behind. I was going to stop and question them why they would leave the inexperienced rider, but decided I didn't want anything to spoil the ride we had started. Guess they don't know what it means to never leave a rider behind. We turned west on Hwy 41 for the 10 or so miles to the next leg of the Three Sisters, Hwy 335. This is my favorite of the three and the road was in great condition but I didn't feel very comfortable on the first few turns so I backed it down a little and really enjoyed the ride. The road was a constant thrill ride of up, down, left and right and I was disappointed when we got to the end but I knew the road wasn't going anywhere so I would get on that road again in the future. At Barksdale we took Hwy 55 down to Camp Wood for our final Sister; FM 337. This road is enjoyable with good sweeping turns and very tight turns mixed in. On the east side of Leakey, the road really has you gearing down and being very careful of the tight turns and having to watch for rocks on the road. Once again it did not disappoint. We continued on 337 till east of Vanderpool where we stopped at a pull off that had a very good view of the bottom of the hill. We pulled out lunch (apples) from the cooler and started eating and viewing the area. This is when things seemed to turn bad!! The first thing to happen is that I got a low air warning on my back tire. Not good!! I monitored the reading and lost about 2 pounds of pressure (down to 32) while we were waiting. I looked at the tire and saw a very tiny hole and knew that I was in trouble. We took off and that seem to help build up the pressure (up to 34 lbs) so we continued

before we left him behind and motored up to the end of 336. At the stop sign, his two buddies had stopped and were waiting for their friend. How's that for leaving no one behind. I was going to stop and question them why they would leave the inexperienced rider, but decided I didn't want anything to spoil the ride we had started. Guess they don't know what it means to never leave a rider behind. We turned west on Hwy 41 for the 10 or so miles to the next leg of the Three Sisters, Hwy 335. This is my favorite of the three and the road was in great condition but I didn't feel very comfortable on the first few turns so I backed it down a little and really enjoyed the ride. The road was a constant thrill ride of up, down, left and right and I was disappointed when we got to the end but I knew the road wasn't going anywhere so I would get on that road again in the future. At Barksdale we took Hwy 55 down to Camp Wood for our final Sister; FM 337. This road is enjoyable with good sweeping turns and very tight turns mixed in. On the east side of Leakey, the road really has you gearing down and being very careful of the tight turns and having to watch for rocks on the road. Once again it did not disappoint. We continued on 337 till east of Vanderpool where we stopped at a pull off that had a very good view of the bottom of the hill. We pulled out lunch (apples) from the cooler and started eating and viewing the area. This is when things seemed to turn bad!! The first thing to happen is that I got a low air warning on my back tire. Not good!! I monitored the reading and lost about 2 pounds of pressure (down to 32) while we were waiting. I looked at the tire and saw a very tiny hole and knew that I was in trouble. We took off and that seem to help build up the pressure (up to 34 lbs) so we continued





## Three Sisters Ride (continued)

back to Hwy 16 and up to Kerrville. At the fuel stop I filled the tire up with air and decided to try and limp back home. What I love about the FOBO tire monitoring system is that I could get live updates as we rode and pretty well kept up the same pressure until we got to Fredericksburg. There we hit FM 965 that goes up by the Enchanted Rock State Park. We noticed that here, there were plenty of Bluebonnets and other flowers and we should have taken this instead of Willow City Loop the previous day. We glided the Goldwing's back onto Hwy 16 to Llano and then Hwy 29 to Buchanan. I got another low tire pressure warning so I stopped and filled the tire up with air again. This would last the rest of the way to Killeen Power Sports. But as luck would have it, before we could get there, a mishap had to happen again. In Kempner, I got a radio call from Andrea that she had a problem and she thought it was a tire on the trailer. But what had happened is that the pin holding the trailer hitch had broken and the hitch came out of the holder and the trailer was being pulled by the chains and was dragging by the landing gear on the road. There was no real damage since we were just pulling away from the traffic light and was only going about 30 mph. I didn't have another pin handy but now a good story. We hadn't been stopped for 1 minute when we had a motorcycle from a MC Club and a fire fighter stopped in his truck and assisted us with our problem. The rider pulled out a metal pin from I don't know what and had the hitch in place and it was very sturdy. Before we could leave another rider in his truck had stopped and offered assistance but we were already on the Goldwings for the ride back to Killeen. It was a nice ride back to Killeen and I was able to get the bike turned in for new shoes.




I want to thank the ones that helped us take care of something that was over in less than 10 minutes. Everyone who is pulling a trailer, please make sure you have a spare pin just in case something like this happens to you. I would say have a spare tire also, but not too sure you would have room for anything else. And if anyone ask the question, let me assure you, we did our T-Clocs but as the saying goes, you can't plan for everything!!! We enjoyed the ride and hope we can get plenty of people for the next Chapter ride!!


LeRoy and Andrea Douglas

## Taking that "Long Black Train" to Florida

Alvalin and Jim attended the 38th Annual GWRRA Florida District Rally ("Gathering of the Wings"), in which they not only took part in the talent show (serious talent 4 participants and under), but came back with second place! They sung the "The Long Black Train", written, composed and performed by Josh Turner. Let give them a big **CONGRATS!!**



<p><b><u>Gatesville Store</u></b>          4101 S State Hwy 36          Gatesville, TX 76528          (254) 865-2731          Mon-Fri 8-5 Sat 9-1</p>	<div style="font-size: 2em; font-weight: bold; margin: 0;">MITCHELL</div> <div style="font-size: 1.5em; font-weight: bold; margin: 0;">Motorsports</div> <div style="font-size: 0.8em; margin-top: 5px;">Your journey starts here...</div>	<p><b><u>Kyle Store</u></b>          21701 N IH 35          Kyle, TX 78640          (512) 262-0011          Tue - Sat 9-6</p>
<div style="display: flex; justify-content: space-around; align-items: center;"> <span>ODESQUUTVS </span> <span> CSC MOTOR TRIKE</span> <span> GRAVELY  STIHL  HUSLER</span> </div>		
<p><b>Justin Mitchell</b>  <i>Co-Owner &amp; General Manager</i>          at the store in</p>	<p><b>Mitchell Motorsports is a family-owned and operated trike, motorcycle, ATV/UTV, and outdoor power dealer. We specialize in building trikes for Motor Trike and California Sidecar. We now have in-house financing for local buyers. Our desire is to ensure you have the best experience while at our store and long after.</b></p> <p><b>We consider customer satisfaction to be our highest priority.</b></p>	<p><b>Travis Mitchell</b>  <i>Co-Owner &amp; General Manager</i>          at the store in Kyle,</p>



## From National:

### Wing Ding 39

From President GWRRA

This year's Wing Ding is special to GWRRA as we'll celebrate our 40 Year Anniversary!

I Challenge each Chapter, District and Region to come prepared to bring back the Disco moves in full costumes and FUN!

Where: Thursday Aug. 31 at the 40th Anniversary Throw Back To the Desert Disco Ball!

Get Your Tickets Now!



## From Region:

Discover the Hospitality Region

*"Boogie Woogie" Down To Marshall*

*Region H Rally*

April 27, 28, 29, 2017



## From District:

GWRRA New Training Modules

Many folks have asked what seminars will be going away starting April 1<sup>st</sup> (you can find this list in the TX District March 2017 newsletter). However, there are 31 seminars being converted. All of these seminars will lend themselves to the new training format.





## 2017 Save the Date



### March 2017

**30 March – 1 April – Louisiana District Rally - Lafayette, La.**

### April 2017

**8 April – Chapter O Rally – Fredericksburg, Tx**  
**11 April – Chapter T2 Gathering – Georgetown, Tx**  
**22 April – Chapter J Rally – Beaumont, Tx**  
**22 April – Ride to Llano – Llano, Tx**  
**25 April - Chapter Gathering – Killeen**  
**27 – 29 April – Region H Rally - Marshall, Tx**

### May 2017

**9 May – Chapter T2 Gathering – Georgetown, Tx**  
**18 – 20 May – Texas District Rally - Wichita Falls, Tx**  
**23 May - Chapter Gathering – Killeen**

### June 2017

**1 – 3 June – Missouri District Rally – Branson, Mo.**  
**23 – 24 June – Kansas District Rally - Hutchinson, Ks.**  
**27 June - Chapter Gathering – Killeen**

### July 2017

**14 – 15 July – Arkansas District Rally - Eureka Springs, Ar.**  
**25 July - Chapter Gathering – Killeen**

### August 2017

**22 August - Chapter Gathering – Killeen**  
**29 August – 2 September – Wing Ding 39 – Grapevine, Tx**

### September 2017

**26 September - Chapter Gathering – Killeen**  
**28 – 30 September – Oklahoma District Rally – Muskogee, Ok**

### October 2017

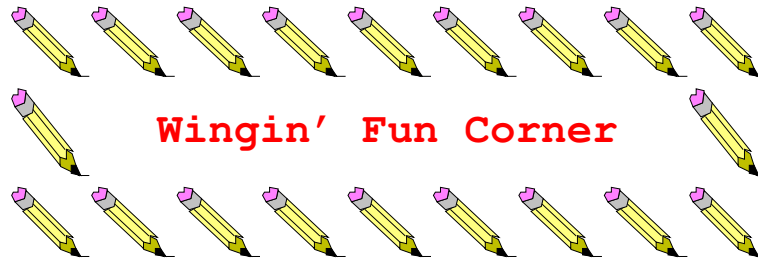
**14 October – T-Fest Rally – Harker Heights, Tx**  
**12 – 14 October – Mississippi District Rally – Gulfport, Ms.**  
**24 October – Chapter Gathering – Killeen**

### November 2017

**28 November - Chapter Gathering – Killeen**

### December 2017

**8 December – Chapter Christmas Party – Harker Heights**



## Wingin' Fun Corner

February 2017 (Answers)

### Wingnut Funny Business

1. I kept telling my brother over and over again to be careful when out riding his motorbike but he wouldn't listen. And of course, one day he fell off.

I went to visit him in the hospital and he said to me;

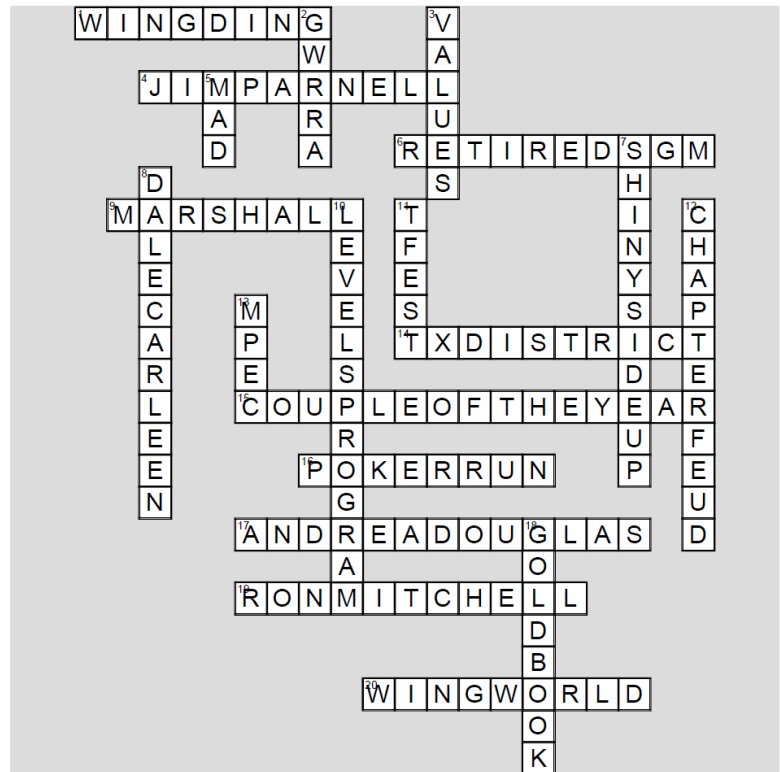
"I... di...

Did... .


Did... n... wu...

I... din... war... yu..."

I said to him, "You can't say I didn't warn you."



## March 2017 Puzzle



Hint: April 2017 Wing World

**Across**

- 2 Replaces old seminar presenter program
- 5 2017 Grapevine rally
- 6  $5 \times 15 = 5760$
- 9 February Where's Wingy winner
- 10 Where you check your rider ed info
- 11 A tip for great smartphone photos
- 12 Route 66
- 14 City at mouth of Columbia River
- 16 GWRRA President
- 17 Wing Worlds Technical Editor
- 18 Goldwing "Book of Knowledge"

**Down**

- 1 Primary reason for membership
- 3 Pre-ride maintenance
- 4 A tip for great smartphone photos
- 5 2015 International Chapter of the Year
- 7 A precision drill team
- 8 Upcoming Wing Ding number
- 10 Making others aware of motorcycle riders
- 13 2017 Wing Ding Hotel
- 15 Fun award at Chapter T-TX





**New Hours**  
**OPEN 9 AM - 7 PM Tue, -- Fri.**  
**Sat 9 AM - 5 PM**  
**Sunday 12PM - 5PM**

3701 E. CENTRAL  
 TEXAS  
 EXPRESSWAY  
 KILLEEN, TX 76543



Visit our Youtube channel here>>

<https://www.youtube.com/channel/UCXXGqhD6bzHzs4Wg1UmUbcA>



**Sign-up for our newsletter**



Chapter T, This is your chance to support out major sponsor in a special way. Go to KPS website: [www.killeenpowersports.com](http://www.killeenpowersports.com). Look at the bottom of the page and click on this banner. This will allow you to sign-up and receive the new newsletter from KPS that keep you informed of events and sales.



## Chapter T Team

### Chapter Directors:

Jim & Alvalin Woodul  
Phone: (254) 634-4658

### Asst. Chapter Director:

Rick Simmons

### Rider Educator:

Dale & Carleen Garrett

### Ride Coordinators:

Danny & Peggy Thacker

### Chapter Couple of the Year:

Danny & Peggy Thacker

### Membership Enhancement Coordinators:

Danny & Peggy Thacker

### Treasurers:

Tim & Young Brooks

### Webmaster:

LeRoy Douglas

### Newsletter Editor:

Rick Simmons

Team members may be contacted by E-Mail using the: **Contact Us** page of the Chapter T website:

**centexwings.org.**

**Our Next  
Gathering is  
April 25, 2017**



[www.gwrra-tx.org](http://www.gwrra-tx.org)



[www.region-h.org](http://www.region-h.org)



[www.gwrra.org](http://www.gwrra.org)

382557

**Texas  
TrikeWerx**  
[texastrikeWerx.com](http://texastrikeWerx.com)

**Texas TrikeWerx**  
ph: 254-371-2314  
[texastrikeWerx.com](http://texastrikeWerx.com)

We have conversions from *Hannigan*, Roadsmith and *Mystery Designs* for all major models with fixed or independent rear suspensions, and many other options.

**We can trike your bike,  
help you find a bike to trike,  
or put you on one of our  
"ready to ride" turnkey trikes.**






# April 2017

[illegible]





# May 2017

Sun	Mon	Tue	Wed	Thu	Fri	Sat
30	1	2	3	4	5	6
7	8	9 9:30am - Chapter T2	10	11	12	13
14	15	16 7pm - Chapter O	17	18	19	20
21	22	23 7pm - Chapter T	24	25	26	27
28	29	30	31	1	2	3
Missouri District Rally @ Branson, MO 65616, USA						



# June 2017

Sun	Mon	Tue	Wed	Thu	Fri	Sat
28	29	30	31	1	2	3
				Missouri District Rally @ Branson, MO 65616, USA		
4	5	6	7	8	9	10
11	12	13 9:30am - Chapter T2	14	15	16	17
18	19	20 7pm - Chapter O	21	22	23	24
					Kansas District Rally @ Hutchinson, KS, USA	
25	26	27 7pm - Chapter T	28	29	30	1